

SOLDERED .100" (2,54 mm) STRIPS CSS & CSP SERIES

Mates with:
CSS to CSP, CSS/25 to CSP/25, SS, TS, SL

Specifications:
CSS

Insulator Material: Black Glass Filled Polyester
Flammability Rating: UL 94V-O
Insulation Resistance: 5000 MΩ min
Temperature Range: -20° C to +80° C
Withstanding Voltage: 1000 VRMS @ 60 HZ
Contact: BeCu
Shell: Brass
Plating: Au over 50μ" (1,27μm) Ni or Sn over 100μ" (2,54μm) Cu or 50μ" (1,27μm) Ni

Current Rating: 1A
Contact Resistance: 10mΩ max
Lead Size Range: .015" (0,38mm) to .022" (0,56mm) DIA and most IC Leads
Lead Insertion Depth: .095" (2,41mm) to .150" (3,81mm)
Insertion Force: 9 oz (2,50N) avg, 16 oz (4,45N) max (.017" (0,43mm) DIA probe)
Withdrawal Force: 2.5 oz (0,70N) avg, 1.5 oz (0,41N) min (after 12 insertions with .017" (0,43mm) DIA probe)

Wire: 26 AWG 7/34 Standard Tinned Copper

Specifications:
CSS/25

Same as CSS except:
Contact: Phosphor Bronze
Lead Insertion Depth: .050" (1,27mm) to .165" (4,19mm)
Insertion Force: 3.0 oz (0,83N) avg (.018" (0,46mm) DIA probe)
Withdrawal Force: 1.5 oz (0,41N) avg (.018" (0,46mm) DIA probe)
Wire: 26 AWG 7/34 Standard Tinned Copper

Specifications:
CSP, CSP/25

Same as CSS except:
Terminal: Brass

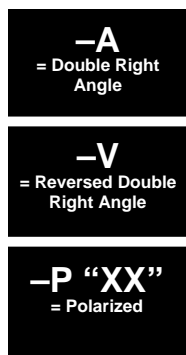
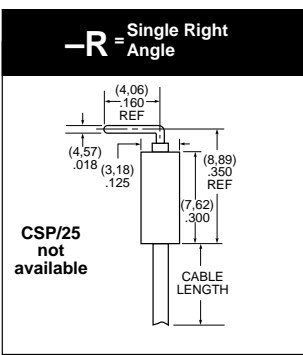
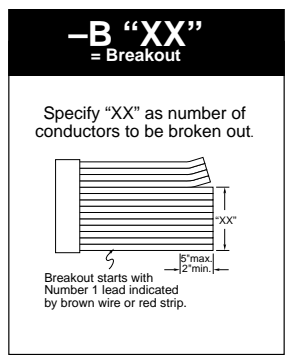
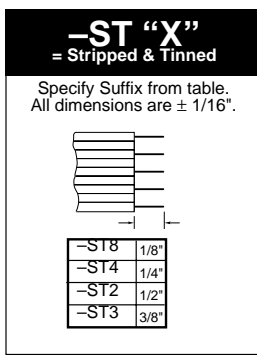

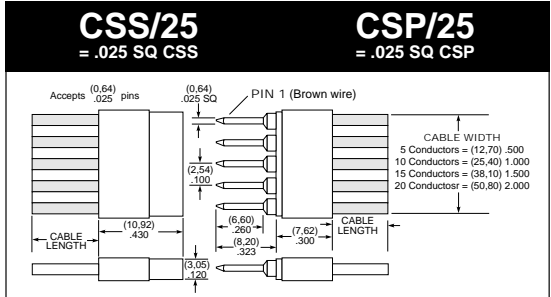
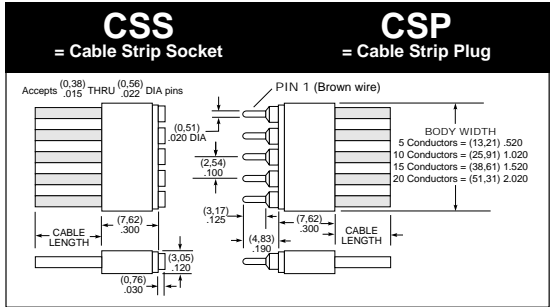
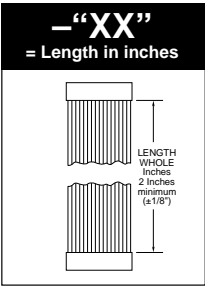
Note: These Series are non-standard, non-returnable.

TYPE ASSEMBLY	NO. OF CONDUCTORS	END ASSEMBLY	CABLE LENGTH	COMBINATION TYPE	OTHER OPTION
---------------	-------------------	--------------	--------------	------------------	--------------

-5, -15, -10, -20
Call Samtec for other sizes

-S
= Single End

-D
= Double End



Due to technical progress, all designs, specifications and components are subject to change without notice.